

Getting Started 1

## DSS Getting Started

**Date of Publish:** 2018-11-02



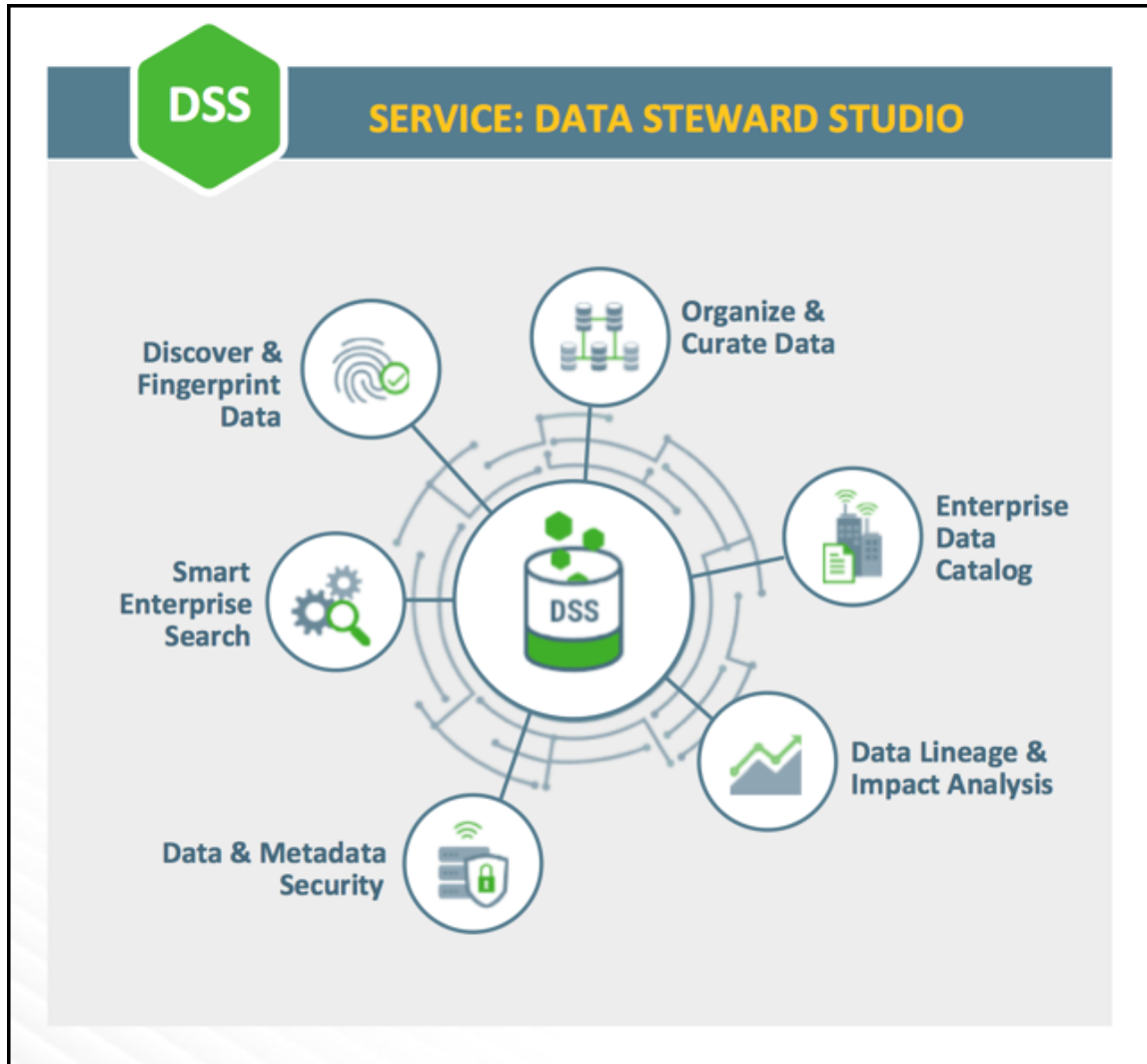
<http://docs.hortonworks.com>

# Contents

<b>Data Steward Studio Overview.....</b>	<b>3</b>
Understanding Asset Collections.....	4
Understanding Data Assets.....	5
Understanding the DSS Profiler.....	6
Understanding the Sensitive Data Profiler (SDP).....	6
Understanding the Hive Column Statistical Profiler.....	8
Understanding the Hive Metastore Profiler.....	9
Understanding the Ranger Audit Profiler.....	9
DSS Terminology.....	9

## Data Steward Studio Overview

Data Steward Studio (DSS) is a service within Hortonworks DataPlane Service (DPS) platform that enables you to understand, manage, secure, and govern data assets across enterprise data lakes. DSS helps you understand data across multiple clusters and across multiple environments (on-premises, cloud, and IOT).



Data Steward Studio enables data stewards across the enterprise to work with data assets in the following ways:

- Organize and curate data globally
  - Organize data based on business classifications, purpose, protections needed, etc.
  - Promote responsible collaboration across enterprise data workers
- Understand where relevant data is located
  - Catalog and search to locate relevant data of interest (sensitive data, commonly used, high risk data, etc.)
  - Understand what types of sensitive personal data exists and where it is located
- Understand how data is interpreted for use
  - View basic descriptions: schema, classifications (business cataloging), and encodings
  - View statistical models and parameters
  - View user annotations, wrangling scripts, view definitions etc.
- Understand how data is created and modified

- Visualize upstream lineage and downstream impact
- Understand how schema or data evolve
- View and understand data supply chain (pipelines, versioning, and evolution)
- Understand how data access is secured and protected, and audit use
  - Understand who can see which data and metadata (for example, based on business classifications) and under what conditions (security policies, data protection, anonymization)
  - View who has accessed what data from a forensic audit or compliance perspective
  - Visualize access patterns and identify anomalies

#### Related reference

[DataPlane Platform support requirements](#)

## Understanding Asset Collections

An asset collection is a group of assets that fit search criteria so that you can manage and administer them collectively.

Asset collections enable you to perform the following tasks when working with your data:

- Organize

Group data assets into asset collections based on business classifications, purpose, protections, relevance, etc.

- Search

Find tags or assets in your data lake using Hive assets, attribute facets, or free text.

Advanced asset search uses facets of technical and business metadata about the assets, such as those captured in Apache Atlas, to help users define and build collections of interest. Advanced search conditions are a subset of attributes for the Apache Atlas type `hive_table`.

- Summarize

View dashboards with an overview of data assets within an asset collection.

- Understand

Audit data asset security and use for anomaly detection, forensic audit and compliance, and proper control mechanisms.

You can edit Asset Collections after you create them and the assets contained within the collection will be updated. CRUD (Create, Read, Update, Delete) is supported for Asset Collections.



**Note:** Asset Collections must have less than 130 assets.

### Related Information

[Atlas API Reference](#)

## Understanding Data Assets

A data asset is a specific instance of a data type, including the related attributes and metadata. A data asset is a physical asset located in the Hadoop ecosystem, such as a Hive table, that contains business or technical data.

Data assets are also known as *entities* in Apache Atlas.

## Understanding the DSS Profiler

Data Steward Studio (DSS) includes a profiler engine that can run data profiling operations as a pipeline on data located in multiple data lakes. You can install the profiler agent in a data lake and set up a specific schedule to generate various types of data profiles. Data profilers generate metadata annotations on the assets for various purposes.

For example, data profilers can create summarized information about contents of an asset and also provide annotations that indicate its shape (such as distribution of values in a box plot or histogram).

When you create an Asset Collection, all data assets in that collection are added to a scheduler in the profiler backend agent. You cannot manually trigger the profiler to run; you can set the global refresh rate in **Ambari > Dataplane Profiler > Configs > Advanced > Refresh table cron**.

## Understanding the Sensitive Data Profiler (SDP)

The Sensitive Data Profiler automatically performs context and content inspection to detect various types of sensitive data and suggest suitable classifications or tags based on the type of sensitive content detected or discovered.

### Auto-detected data types

- Bank account
- Credit card
- Driver number (UK)
- Email
- IBAN number
  - Austria (AUT)
  - Belgium (BEL)

- Bulgaria (BGR)
- Switzerland (CHE)
- Cyprus (CYP)
- Czech Republic (CZE)
- Germany (DEU)
- Denmark (DNK)
- Spain (ESP)
- Estonia (EST)
- Finland (FIN)
- France (FRA)
- United Kingdom (GBR)
- Greece (GRC)
- Croatia (HRV)
- Hungary (HUN)
- Ireland (IRL)
- Iceland (ISL)
- Italy (ITA)
- Liechtenstein (LIE)
- Lithuania (LTU)
- Latvia (LVA)
- Luxembourg (LUX)
- Malta (MLT)
- Netherlands (NLD)
- Norway (NOR)
- Poland (POL)
- Portugal (PRT)
- Romania (ROU)
- Slovakia (SVK)
- Slovenia (SVN)
- Sweden (SWE)
- IP address
- NPI
- Name
- National ID number
  - Bulgaria (BGR)
  - Switzerland (CHE)
  - Czech Republic (CZE)
  - Denmark (DNK)
  - Spain (ESP)
  - Estonia (EST)
  - Finland (FIN)
  - Greece (GRC)
  - Ireland (IRL)
  - Iceland (ISL)
  - Italy (ITA)
  - Lithuania (LTU)
  - Latvia (LVA)
  - Norway (NOR)
  - Poland (POL)

- Portugal (PRT)
- Romania (ROU)
- Slovakia (SVK)
- Sweden (SWE)
- National insurance number (UK)
- Passport number
  - Austria (AUT)
  - Belgium (BEL)
  - Switzerland (CHE)
  - Germany (DEU)
  - Spain (ESP)
  - Finland (FIN)
  - France (FRA)
  - Greece (GRC)
  - Ireland (IRL)
  - Italy (ITA)
  - Poland (POL)
  - United Kingdom (UK)
- Bank Routing Number
- US Social Security Number
- Society for Worldwide Interbank Financial Telecommunication (SWIFT)
- Telephone

### Related Information

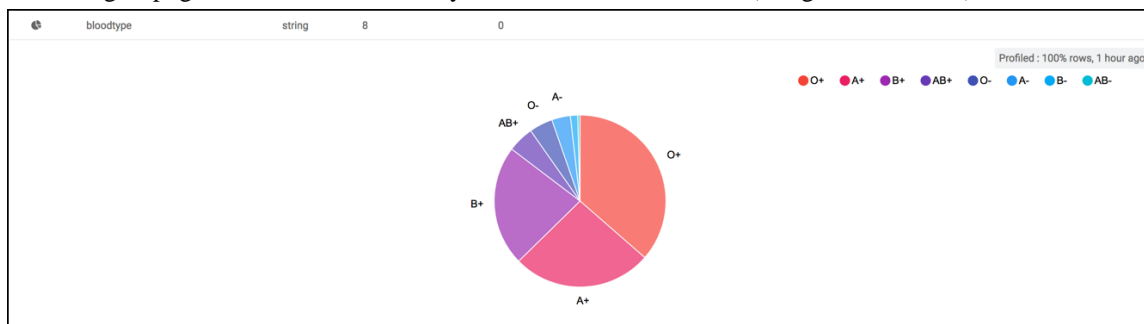
[GDPR Compliance](#)

## Understanding the Hive Column Statistical Profiler

You can view the shape or distribution characteristics of the columnar data within a Hive table based on the Hive column profiler.

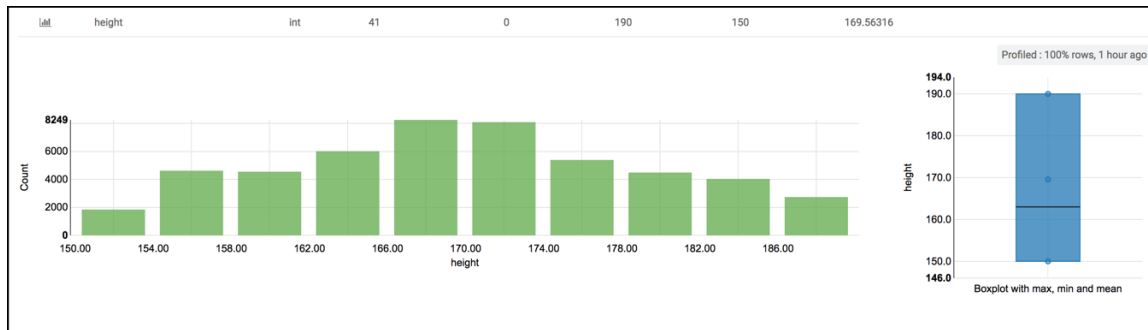
There are different charts available to help visualize the shape and distribution of the data within the column as well as summary statistics (such as means, null count, and cardinality of the data) for a column. The profiler computes column univariate statistics that are displayed using an appropriate chart in the **Schema** tab.

Pie charts are presented for categorical data with limited number of categories or classes. Examples include data such as blood group, gender, and titles that only have a fixed list of values (categories or labels).



When the data within columns is numeric, a histogram of the distribution of values organized into 10 groups (decile frequency histogram) and a box plot with a five-number summary (mean, median, quartiles, maximum, and minimum values) are shown for the column.





## Understanding the Hive Metastore Profiler

The metadata profiler scans the Hive Metastore to retrieve information about the number of hive tables that have been added every day, computes the number of partitions, and finds values like time created, size, number of rows, input format, output format, etc. Information provided by this profiler is used in the data lake and data asset dashboards.

## Understanding the Ranger Audit Profiler

You can view who has accessed which data from a forensic audit or compliance perspective, visualize access patterns, and identify anomalies in access patterns using the Ranger audit profiler.

The audit profiler uses the Apache Ranger audit logs to show the most recent raw audit event data as well as summarized views of audits by type of access and access outcomes (allowed/denied). Such summarized views are obtained by profiling audit records in the data lake with the audit profiler.

## DSS Terminology

An overview of terminology used in Data Steward Studio.

### Hortonworks DataPlane Service (HDS)

The family of components that include the Hortonworks DataPlane Service platform and all services that plug into it.

### Profiler

Enables the data steward to gather and view information about different relevant characteristics of data such as shape, distribution, quality, and sensitivity which are important to understand and use the data effectively. For example, view the distribution between males and females in column “Gender”, or min/max/mean/null values in a column named “avg\_income”. Profiled data is generated on a periodic basis from the profilers, which run at regularly scheduled intervals. Works with data sourced from Apache Ranger Audit Logs, Apache Atlas Metadata Store, and Hive.

### Data Lake

A trusted and governed data repository that stores, processes, and access to many kinds of enterprise data to support data discovery, data preparation, analytics, insights, and predictive analytics. In the context of Hortonworks DPS, a data lake can be realized in practice with an Apache Ambari managed Hadoop cluster that runs Apache Atlas for metadata and governance services,

and Apache Knox and Apache Ranger for security services.

**Data Asset**

A data asset is a physical asset located in the Hadoop ecosystem such as a Hive table which contains business or technical data. A data asset could include a specific instance of an Apache Hive database, table, or column. An asset can belong to multiple asset collections. Data assets are equivalent to “entities” in Apache Atlas.

**Asset Collection**

Asset collections allow users of DSS to manage and govern various kinds of data objects as a single unit through a unified interface. Asset collections help organize and curate information about many assets based on many facets including data content and metadata, such as size/schema/tags/alterations, lineage, and impact on processes and downstream objects in addition to the display of security and governance policies.

The content of an asset collection is a static list that can only be modified by a user. So, adding new assets to (or removing from) a collection must be done manually.

**Related Concepts**

[DP Platform terminology](#)

[Data Lifecycle Manager terminology](#)